



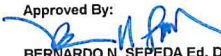
QUARTERLY PHYSICAL REPORT OF OPERATION As of June 30, 2023

Department : Department of Science and Technology (DOST)
Agency/Entity : National Research Council of the Philippines
Operating Unit : < not applicable >
Organization Code (UACS) : 19 009 0000000

Particulars	UACS CODE	Physical Target (Budget Year)					Physical Accomplishment (Budget Year)					Variance as of June 30, 2023	Remarks	
		1st Quarter	2nd Quarter	3rd Quarter	4th Quarter	Total	1st Quarter	2nd Quarter	3rd Quarter	4th Quarter	Total			
1	2	3	4	5	6	7	8	9	10	11	12	13	14	
POLICY DEVELOPMENT FOR SCIENCE AND TECHNOLOGY ADVISORY PROGRAM OO : Problem-focused multi-disciplinary basic research, policy formulation and collaboration among Filipino researchers enhanced		3101000000000000												
Outcome Indicators														
1. Percentage of Filipino researchers collaborating on problem-focused multi-disciplinary basic Research and Development programs					15.21%	15.21% (5.734/37.701)						-	-15.21%	To be reported at the end of the year
2. Percentage increase of stakeholders approving the policies formulated					3%	3%						-	-3%	To be reported at the end of the year
Output Indicators														
1. Number of projects with policy implications presented in stakeholders' forum		3	1	1	1	6	6	21				27	21	With funding support from an external source
2. Percentage of participants that rated the forum as satisfactory or better						98%						-	-98%	To be reported at the end of the year
3. Number of new approved NRCP members			300		300	600	293	472				765	165	New associate members
BASIC RESEARCH AND DEVELOPMENT MANAGEMENT PROGRAM OO : Problem-focused multi-disciplinary basic research, policy formulation and collaboration among Filipino researchers enhanced		3102000000000000												
Outcome Indicators														
1. Percentage of priorities in the Harmonized National R&D Agenda (HNRDA) addressed		63%	13%		24%	100%	63%	13%				76%	-24%	Priorities addressed in the HRNDA under the National Integrated Basic Research Agenda
2. Number of partnerships with local (public and private) and international organizations		6	5			11	7	1				8	-3	Partnerships through Memorandum of Agreement for Grants-in-aid funding
Output Indicators														
1. Number of projects funded		10	6	6	3	25	10	8				18	-7	6 projects are ongoing and 2 projects are new with funding support from an external source
2. Number of projects monitored		8	15	29	3	55	16	8				24	-31	To be reported at the end of the year
3. Percentage of projects completed which are published in peer-reviewed journals, presented in national and/or international conferences, or with IP filed or approved		62%			34%	96%						-	-100%	

Prepared By: 
BEVERLY MAE N. DELA CRUZ
 OIC, RDMD
 Date: July 28, 2023

In coordination with:

IVY MARIE P. ESPINOZA
 Budget Officer III
 Date: July 28, 2023

Approved By: 
BERNARDO N. SEPEDA Ed. D
 Executive Director
 Date: July 28, 2023